

Scaled data based on original data using
LM-79-08 Approved Method: Electrical and Photometric Measurements of Solid-
State Lighting Products

Test Report Prepared for
Cooper Lighting Solutions
(formerly Eaton)

Brand: McGRAW-EDISON

Report Number: P226809

Luminaire Tested: **ISW-AF-1200-LED-E1-SL2-7030**

Issue Date: 3/3/2020

Test Information

Test Method: LM-79-08
Report Number: P226809
TEST IS SCALED FROM IESNA LM-79-08 TEST DATA (P35945)
Test Lab: INNOVATION CENTER-P3
Issue Date: 3/3/2020
Manufacturer: COOPER LIGHTING SOLUTIONS (FORMERLY EATON)
Product Line: MCGRAW-EDISON
Catalog Number: ISW-AF-1200-LED-E1-SL2-7030
Description: IMPACT ELITE LED WEDGE LUMINAIRE
LIGHT SQUARE WITH ACCULED OPTICS-TYPE II W/SPILL CONTROL
Light Source: (16) 3000K CCT, 70 CRI LEDs
Ballast/Driver: ELECTRONIC DRIVER

Summary

Lumens per Lamp: N/A
Luminaire Lumens: 5891.9 lumens
Efficiency: N/A
Efficacy: 89.3 lumens/watt
Luminous Opening: Rectangular (W 0.5' x L: 0.5' x H: 0')
IES Classification: Type II - Short - Semi-Cutoff
BUG Rating: B1 - U1 - G2

Input Watts (W): 66
Input Voltage (V): 120
Input Current (Ain): NR
Voltage Rise (V): NR
Power Factor: NR
Total Harmonic Distortion (THDi): NR
Frequency (hertz): 60
Stabilization Time: NR
Operation Time: NR
Ambient Temperature (°C): NR
Test Distance: 25 FT

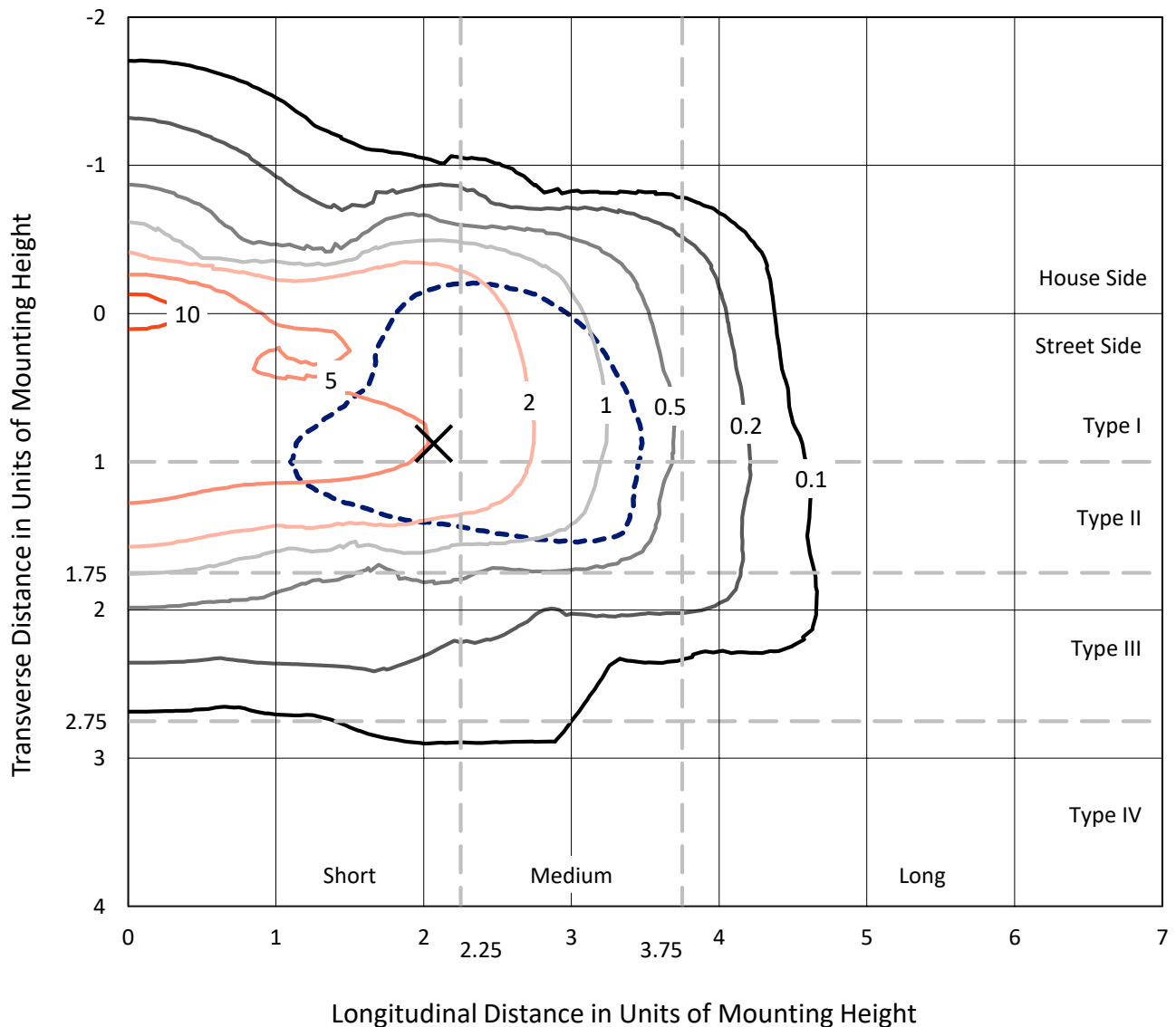


REPORT NUMBER: P226809

CATALOG NUMBER: ISW-AF-1200-LED-E1-SL2-7030

Iso-Footcandle Lines of Horizontal Illumination

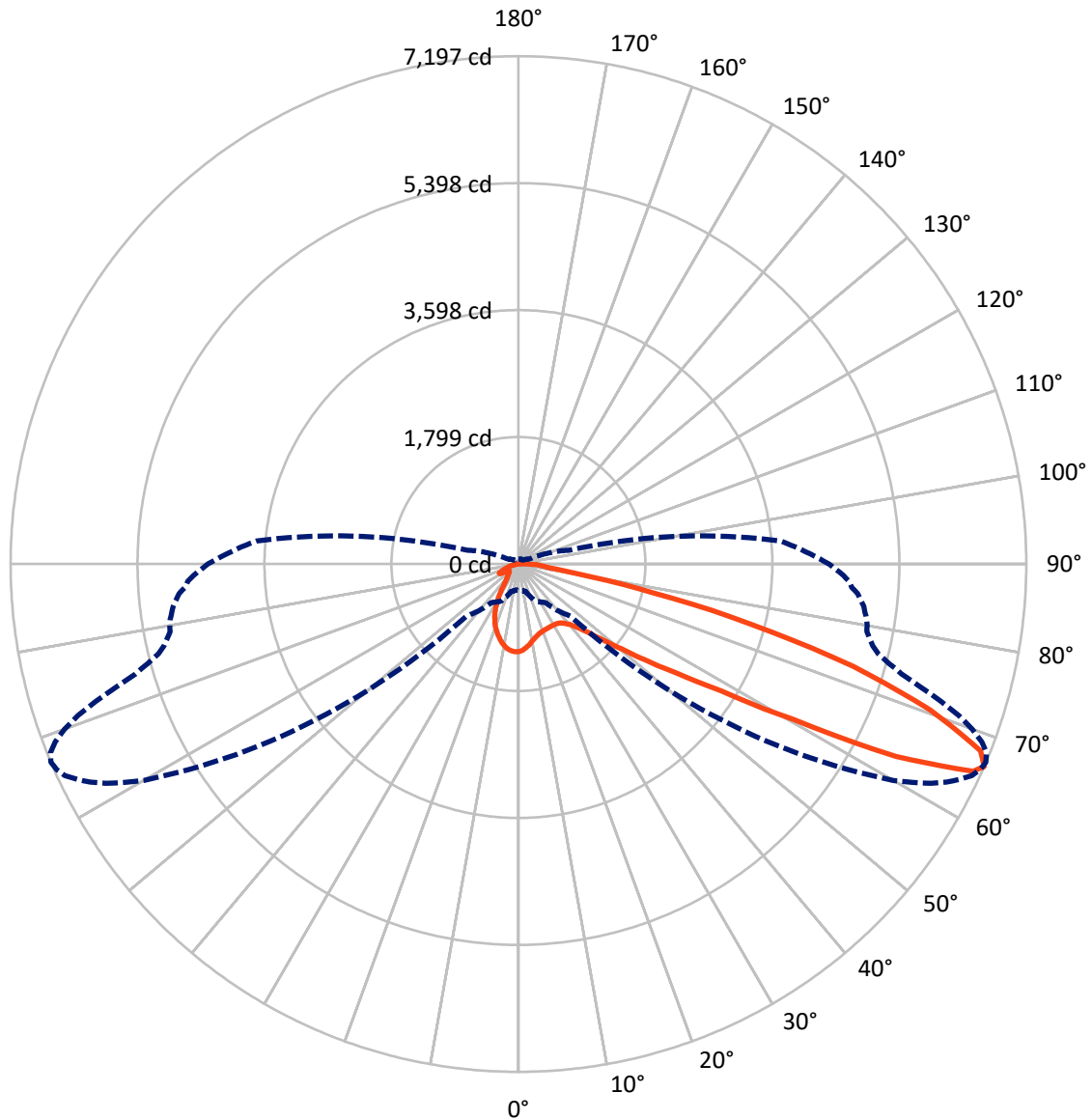
× Max cd
 - - - 1/2 Max cd



Based on 10 foot mounting height. Maximum calculated value = 12.4 fc
 Type II - Short - Semi-Cutoff

REPORT NUMBER: P226809
CATALOG NUMBER: ISW-AF-1200-LED-E1-SL2-7030

Luminous Intensity Polar Plot



— Vertical Plane Through 67-Deg Lateral - - - Horizontal Cone Through 66-Deg Vertical

REPORT NUMBER: P226809

CATALOG NUMBER: ISW-AF-1200-LED-E1-SL2-7030

FLUX DISTRIBUTION:

		Downward	Upward	Total
House Side	Lumens	1087.9	0.5	1088.3
	% Fixture	18.5	0.0	18.5
Street Side	Lumens	4801.9	1.7	4803.6
	% Fixture	81.5	0.0	81.5
Total	Lumens	5889.7	2.1	5891.9
	% Fixture	100.0	0.0	100.0

ZONAL LUMENS:

Zone	Lumens	% Fixture
0°-10°	107.5	1.8
10°-20°	256.0	4.3
20°-30°	351.0	6.0
30°-40°	501.4	8.5
40°-50°	813.0	13.8
50°-60°	1288.2	21.9
60°-70°	1632.5	27.7
70°-80°	811.5	13.8
80°-90°	128.5	2.2
90°-100°	2.1	0.0
100°-110°	0.0	0.0
110°-120°	0.0	0.0
120°-130°	0.0	0.0
130°-140°	0.0	0.0
140°-150°	0.0	0.0
150°-160°	0.0	0.0
160°-170°	0.0	0.0
170°-180°	0.0	0.0
0°-90°	5889.7	100.0
0°-180°	5891.9	100.0

Coefficient of Utilization



REPORT NUMBER: P226809

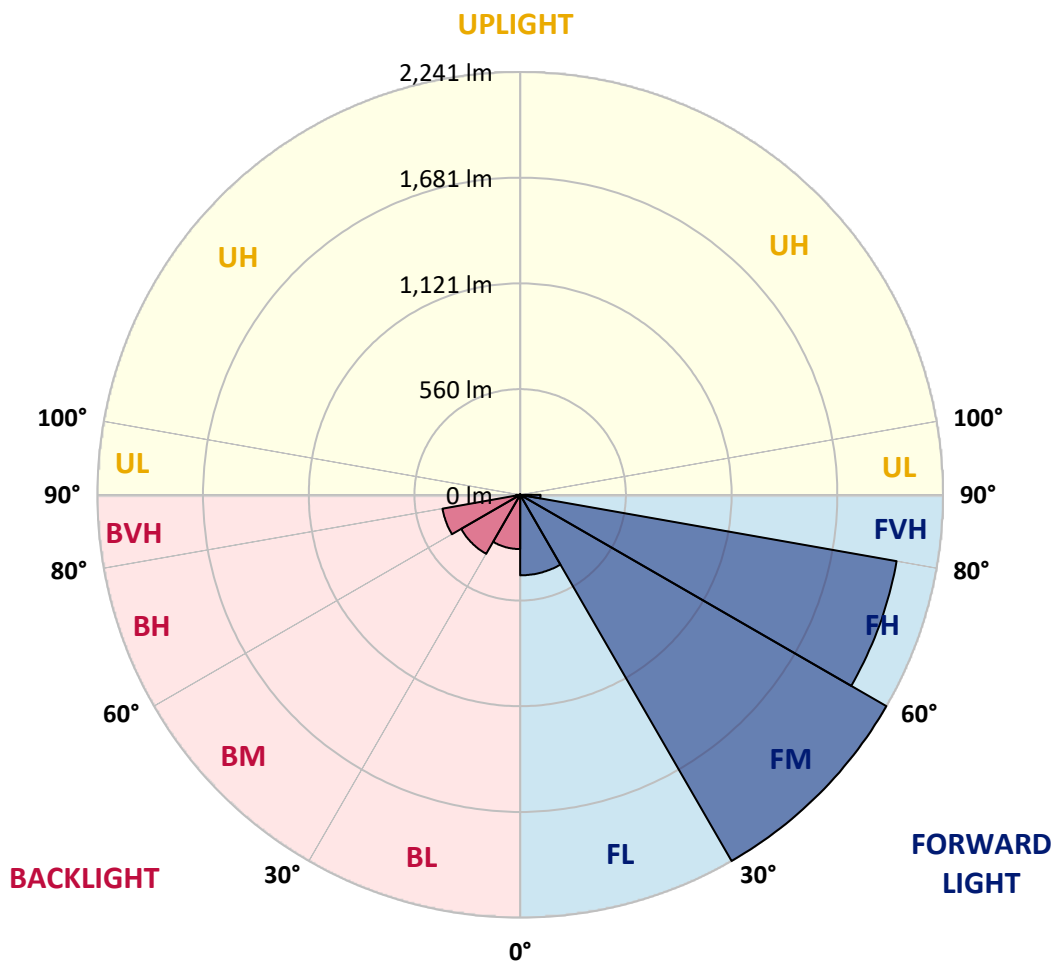
CATALOG NUMBER: ISW-AF-1200-LED-E1-SL2-7030

LUMINAIRE CLASSIFICATION SYSTEM LUMEN TABLE AND BUG RATING:

Zone	Lumens	% Fixture	Zone Rating/Lumen Limit		
			B	U	G
FL (0°-30°)	426.8	7.2			
FM (30°-60°)	2241.3	38.0			
FH (60°-80°)	2025.9	34.4			G2/5000
FVH (80°-90°)	107.8	1.8			G2/225
BL (0°-30°)	287.7	4.9	B1/500		
BM (30°-60°)	361.4	6.1	B1/1000		
BH (60°-80°)	418.1	7.1	B1/500		G1/500
BVH (80°-90°)	20.7	0.4			G1/100
UL (90°-100°)	2.1	0.0		U1/10	
UH (100°-180°)	0.5	0.0		U1/10	

BUG Rating: B1-U1-G2

Type II Short





REPORT NUMBER: P226809

CATALOG NUMBER: ISW-AF-1200-LED-E1-SL2-7030

CANDELA DISTRIBUTION (FULL):

	0°	5°	15°	25°	35°	45°	55°	60°	61°	62°	63°
0°	1240.2	1240.2	1240.2	1240.2	1240.2	1240.2	1240.2	1240.2	1240.2	1240.2	1240.2
2.5°	1152.5	1155.2	1170.2	1178.2	1189.7	1193.3	1206.5	1211.8	1216.3	1215.4	1215.4
5°	1049.0	1056.9	1064.0	1079.9	1096.8	1117.1	1142.8	1162.3	1165.8	1170.2	1172.9
7.5°	970.2	975.5	987.9	999.4	1020.6	1049.0	1085.3	1110.0	1115.4	1117.1	1123.3
10°	914.4	918.0	928.6	943.6	968.4	995.9	1033.9	1059.6	1067.6	1071.1	1076.4
12.5°	871.0	876.4	886.1	902.0	928.6	956.9	996.7	1022.4	1027.7	1032.1	1040.1
15°	843.6	847.1	856.0	873.7	897.6	925.9	964.9	995.9	999.4	1003.8	1010.9
17.5°	838.3	840.9	846.3	859.5	878.1	905.6	945.4	971.1	977.3	983.5	990.5
20°	859.5	861.3	863.1	864.8	875.5	893.2	932.1	959.6	964.9	970.2	979.0
22.5°	905.6	908.2	903.8	897.6	889.6	893.2	925.9	954.2	957.8	963.1	970.2
25°	985.2	982.6	969.3	959.6	931.2	908.2	927.7	951.6	956.0	961.3	969.3
27.5°	1079.1	1075.5	1067.6	1041.0	994.1	947.2	938.3	956.0	958.7	963.1	970.2
30°	1180.0	1180.9	1173.8	1144.6	1084.4	1005.6	962.2	966.6	968.4	972.0	976.4
32.5°	1271.2	1284.4	1283.5	1281.8	1195.9	1084.4	1008.2	990.5	987.9	990.5	992.3
35°	1376.5	1379.1	1403.9	1416.3	1346.4	1199.5	1075.5	1036.6	1026.0	1026.8	1025.1
37.5°	1489.8	1493.3	1535.8	1557.1	1503.1	1330.5	1164.9	1104.7	1095.0	1085.3	1078.2
40°	1654.4	1668.6	1690.7	1714.6	1688.1	1506.6	1282.7	1201.2	1176.4	1174.7	1160.5
42.5°	1900.5	1896.1	1885.5	1905.0	1873.1	1704.0	1425.2	1337.5	1319.0	1294.2	1274.7
45°	2142.2	2151.9	2105.9	2114.8	2116.5	1932.4	1631.4	1508.4	1498.7	1469.4	1448.2
47.5°	2305.1	2294.4	2232.5	2277.6	2388.3	2198.8	1870.4	1741.2	1720.8	1705.8	1692.5
50°	2313.9	2305.1	2265.2	2344.9	2581.3	2672.4	2203.3	2052.8	2023.6	1997.0	1989.1
52.5°	2097.9	2085.5	2098.8	2260.8	2651.2	3069.0	2673.3	2439.6	2415.7	2393.6	2362.6
55°	1712.9	1727.0	1789.9	2022.7	2544.1	3350.5	3598.4	3037.1	2934.5	2933.6	2857.4
57.5°	1279.1	1265.0	1311.9	1530.5	2273.2	3450.5	4448.1	4309.2	4079.9	3925.0	3738.2
60°	863.1	866.6	910.0	1022.4	1581.9	3341.6	5017.3	5501.5	5421.0	5388.2	5337.8
62.5°	598.4	603.7	643.5	748.9	925.0	2688.4	5183.8	6169.9	6314.2	6433.7	6404.5
65°	418.7	419.6	459.4	622.3	693.1	1380.9	4816.4	6258.4	6473.5	6678.9	6863.0
66°	369.1	370.0	402.8	578.9	664.8	1041.9	4497.7	6135.3	6380.6	6619.6	6809.9
67.5°	316.0	321.3	347.0	492.2	637.3	803.8	3715.2	5768.0	6024.7	6287.6	6539.0
70°	216.9	218.6	241.7	399.2	596.6	705.5	2117.4	4503.0	4858.0	5320.1	5587.4
72.5°	154.9	153.1	155.8	247.0	612.6	701.1	1112.7	2963.7	3460.3	3865.7	4155.1
75°	138.1	133.7	122.2	153.1	447.0	765.7	745.3	1744.7	2122.7	2491.8	2788.4
77.5°	123.0	116.0	109.8	117.7	221.3	721.4	669.2	999.4	1192.4	1467.7	1696.1
80°	93.8	89.4	92.9	101.8	132.8	663.9	664.8	664.8	717.0	807.3	897.6
82.5°	62.0	56.7	64.6	84.1	100.0	500.1	686.9	586.9	577.2	573.6	579.8
85°	38.9	33.6	45.1	62.8	77.0	261.1	704.6	619.6	574.5	531.1	487.7
87.5°	14.2	15.9	23.0	36.3	50.5	113.3	617.9	546.2	515.2	461.2	410.7
90°	3.5	2.7	4.4	10.6	11.5	21.2	94.7	151.4	90.3	45.1	36.3
92.5°	0.0	0.0	0.0	0.0	0.0	0.0	0.0	0.0	0.0	0.0	0.0
95°	0.0	0.0	0.0	0.0	0.0	0.0	0.0	0.0	0.0	0.0	0.0
97.5°	0.0	0.0	0.0	0.0	0.0	0.0	0.0	0.0	0.0	0.0	0.0
100°	0.0	0.0	0.0	0.0	0.0	0.0	0.0	0.0	0.0	0.0	0.0
102.5°	0.0	0.0	0.0	0.0	0.0	0.0	0.0	0.0	0.0	0.0	0.0
105°	0.0	0.0	0.0	0.0	0.0	0.0	0.0	0.0	0.0	0.0	0.0
107.5°	0.0	0.0	0.0	0.0	0.0	0.0	0.0	0.0	0.0	0.0	0.0



REPORT NUMBER: P226809

CATALOG NUMBER: ISW-AF-1200-LED-E1-SL2-7030

CANDELA DISTRIBUTION (continued):

	0°	5°	15°	25°	35°	45°	55°	60°	61°	62°	63°
110°	0.0	0.0	0.0	0.0	0.0	0.0	0.0	0.0	0.0	0.0	0.0
112.5°	0.0	0.0	0.0	0.0	0.0	0.0	0.0	0.0	0.0	0.0	0.0
115°	0.0	0.0	0.0	0.0	0.0	0.0	0.0	0.0	0.0	0.0	0.0
117.5°	0.0	0.0	0.0	0.0	0.0	0.0	0.0	0.0	0.0	0.0	0.0
120°	0.0	0.0	0.0	0.0	0.0	0.0	0.0	0.0	0.0	0.0	0.0
122.5°	0.0	0.0	0.0	0.0	0.0	0.0	0.0	0.0	0.0	0.0	0.0
125°	0.0	0.0	0.0	0.0	0.0	0.0	0.0	0.0	0.0	0.0	0.0
127.5°	0.0	0.0	0.0	0.0	0.0	0.0	0.0	0.0	0.0	0.0	0.0
130°	0.0	0.0	0.0	0.0	0.0	0.0	0.0	0.0	0.0	0.0	0.0
132.5°	0.0	0.0	0.0	0.0	0.0	0.0	0.0	0.0	0.0	0.0	0.0
135°	0.0	0.0	0.0	0.0	0.0	0.0	0.0	0.0	0.0	0.0	0.0
137.5°	0.0	0.0	0.0	0.0	0.0	0.0	0.0	0.0	0.0	0.0	0.0
140°	0.0	0.0	0.0	0.0	0.0	0.0	0.0	0.0	0.0	0.0	0.0
142.5°	0.0	0.0	0.0	0.0	0.0	0.0	0.0	0.0	0.0	0.0	0.0
145°	0.0	0.0	0.0	0.0	0.0	0.0	0.0	0.0	0.0	0.0	0.0
147.5°	0.0	0.0	0.0	0.0	0.0	0.0	0.0	0.0	0.0	0.0	0.0
150°	0.0	0.0	0.0	0.0	0.0	0.0	0.0	0.0	0.0	0.0	0.0
152.5°	0.0	0.0	0.0	0.0	0.0	0.0	0.0	0.0	0.0	0.0	0.0
155°	0.0	0.0	0.0	0.0	0.0	0.0	0.0	0.0	0.0	0.0	0.0
157.5°	0.0	0.0	0.0	0.0	0.0	0.0	0.0	0.0	0.0	0.0	0.0
160°	0.0	0.0	0.0	0.0	0.0	0.0	0.0	0.0	0.0	0.0	0.0
162.5°	0.0	0.0	0.0	0.0	0.0	0.0	0.0	0.0	0.0	0.0	0.0
165°	0.0	0.0	0.0	0.0	0.0	0.0	0.0	0.0	0.0	0.0	0.0
167.5°	0.0	0.0	0.0	0.0	0.0	0.0	0.0	0.0	0.0	0.0	0.0
170°	0.0	0.0	0.0	0.0	0.0	0.0	0.0	0.0	0.0	0.0	0.0
172.5°	0.0	0.0	0.0	0.0	0.0	0.0	0.0	0.0	0.0	0.0	0.0
175°	0.0	0.0	0.0	0.0	0.0	0.0	0.0	0.0	0.0	0.0	0.0
177.5°	0.0	0.0	0.0	0.0	0.0	0.0	0.0	0.0	0.0	0.0	0.0
180°	0.0	0.0	0.0	0.0	0.0	0.0	0.0	0.0	0.0	0.0	0.0



REPORT NUMBER: P226809

CATALOG NUMBER: ISW-AF-1200-LED-E1-SL2-7030

CANDELA DISTRIBUTION (continued):

	64°	65°	66°	67°	68°	69°	70°	71°	72°	73°	74°
0°	1240.2	1240.2	1240.2	1240.2	1240.2	1240.2	1240.2	1240.2	1240.2	1240.2	1240.2
2.5°	1216.3	1220.7	1222.5	1220.7	1221.6	1226.9	1225.1	1227.8	1227.8	1229.5	1229.5
5°	1176.4	1180.0	1187.1	1186.2	1193.3	1195.9	1198.6	1202.1	1206.5	1209.2	1214.5
7.5°	1129.5	1136.6	1142.8	1146.3	1150.8	1159.6	1162.3	1170.2	1177.3	1184.4	1189.7
10°	1084.4	1094.1	1101.2	1103.8	1113.6	1118.0	1127.7	1133.9	1142.8	1151.7	1159.6
12.5°	1046.3	1055.2	1058.7	1067.6	1076.4	1085.3	1089.7	1101.2	1110.0	1121.6	1132.2
15°	1018.0	1026.8	1033.9	1040.1	1049.0	1057.8	1064.9	1076.4	1087.0	1098.5	1108.3
17.5°	1000.3	1005.6	1014.4	1019.8	1030.4	1041.0	1049.0	1062.2	1073.8	1083.5	1096.8
20°	987.0	993.2	1001.2	1009.1	1018.9	1032.1	1039.2	1053.4	1065.8	1077.3	1089.7
22.5°	979.9	986.1	994.1	1002.1	1012.7	1023.3	1034.8	1047.2	1060.5	1072.9	1085.3
25°	977.3	982.6	989.7	997.6	1009.1	1020.6	1030.4	1044.5	1056.0	1069.3	1084.4
27.5°	978.2	981.7	989.7	996.7	1008.2	1018.9	1028.6	1042.8	1056.0	1068.4	1083.5
30°	981.7	984.3	992.3	998.5	1008.2	1018.9	1027.7	1042.8	1054.3	1067.6	1083.5
32.5°	994.1	997.6	1001.2	1005.6	1014.4	1022.4	1033.0	1046.3	1056.9	1070.2	1083.5
35°	1023.3	1020.6	1023.3	1025.1	1031.3	1039.2	1047.2	1058.7	1068.4	1079.9	1094.1
37.5°	1069.3	1064.0	1065.8	1064.9	1064.9	1070.2	1078.2	1086.1	1094.1	1105.6	1119.8
40°	1154.3	1141.0	1137.5	1127.7	1125.1	1129.5	1134.8	1135.7	1145.5	1160.5	1166.7
42.5°	1264.1	1246.4	1249.0	1233.1	1228.7	1223.4	1230.4	1226.0	1232.2	1241.9	1255.2
45°	1437.6	1420.8	1403.0	1377.4	1382.7	1363.2	1357.9	1359.7	1358.8	1362.3	1378.3
47.5°	1644.7	1622.6	1611.1	1601.3	1582.7	1571.2	1556.2	1534.1	1539.4	1546.5	1560.6
50°	1947.4	1940.4	1918.2	1886.4	1881.9	1865.1	1860.7	1841.2	1834.1	1833.3	1832.4
52.5°	2352.0	2306.0	2297.1	2267.0	2244.0	2228.1	2222.7	2195.3	2167.9	2183.8	2182.0
55°	2845.0	2807.0	2758.3	2731.7	2713.2	2675.1	2665.3	2630.8	2614.9	2606.0	2583.9
57.5°	3673.6	3539.9	3439.9	3390.3	3320.4	3249.6	3224.8	3154.0	3099.1	3060.2	3062.8
60°	5118.2	4880.1	4599.5	4473.8	4182.6	4140.1	3940.0	3891.4	3771.0	3691.3	3645.3
62.5°	6384.1	6319.5	6184.9	6001.7	5709.6	5373.2	5221.8	4920.8	4685.4	4582.7	4440.2
65°	6988.7	7079.9	7117.0	7082.5	6965.7	6760.3	6579.7	6285.8	5891.0	5668.0	5390.9
66°	6957.7	7093.1	7161.3	7196.7	7154.2	7032.9	6843.5	6601.9	6296.5	5956.5	5645.8
67.5°	6731.1	6863.0	6957.7	7065.7	7065.7	7027.6	6950.6	6789.5	6573.5	6277.0	5998.1
70°	5805.2	5984.0	6151.3	6184.0	6276.1	6247.8	6308.8	6206.2	6154.8	6030.9	5881.3
72.5°	4522.5	4672.1	4815.5	4958.9	4935.0	4904.0	4897.8	4919.1	4814.6	4851.8	4812.9
75°	3007.9	3265.5	3412.5	3398.3	3408.0	3416.0	3350.5	3204.4	3317.7	3174.3	3222.1
77.5°	1827.9	1947.4	1987.3	1943.0	1885.5	1811.1	1691.6	1621.7	1521.7	1529.6	1463.2
80°	958.7	973.7	941.9	852.5	803.8	759.5	623.2	562.1	505.5	484.2	436.4
82.5°	549.7	513.4	474.5	444.4	386.8	347.9	294.8	261.1	224.8	193.0	181.5
85°	445.3	396.6	360.3	326.6	287.7	253.2	208.9	174.4	147.8	128.4	123.9
87.5°	367.4	333.7	296.5	264.7	226.6	191.2	147.8	115.1	91.2	73.5	68.2
90°	32.8	44.3	31.9	17.7	26.6	14.2	8.0	8.9	7.1	7.1	8.0
92.5°	0.0	0.0	0.0	0.0	0.0	0.0	0.0	0.0	0.0	0.0	0.0
95°	0.0	0.0	0.0	0.0	0.0	0.0	0.0	0.0	0.0	0.0	0.0
97.5°	0.0	0.0	0.0	0.0	0.0	0.0	0.0	0.0	0.0	0.0	0.0
100°	0.0	0.0	0.0	0.0	0.0	0.0	0.0	0.0	0.0	0.0	0.0
102.5°	0.0	0.0	0.0	0.0	0.0	0.0	0.0	0.0	0.0	0.0	0.0
105°	0.0	0.0	0.0	0.0	0.0	0.0	0.0	0.0	0.0	0.0	0.0
107.5°	0.0	0.0	0.0	0.0	0.0	0.0	0.0	0.0	0.0	0.0	0.0



REPORT NUMBER: P226809

CATALOG NUMBER: ISW-AF-1200-LED-E1-SL2-7030

CANDELA DISTRIBUTION (continued):

	64°	65°	66°	67°	68°	69°	70°	71°	72°	73°	74°
110°	0.0	0.0	0.0	0.0	0.0	0.0	0.0	0.0	0.0	0.0	0.0
112.5°	0.0	0.0	0.0	0.0	0.0	0.0	0.0	0.0	0.0	0.0	0.0
115°	0.0	0.0	0.0	0.0	0.0	0.0	0.0	0.0	0.0	0.0	0.0
117.5°	0.0	0.0	0.0	0.0	0.0	0.0	0.0	0.0	0.0	0.0	0.0
120°	0.0	0.0	0.0	0.0	0.0	0.0	0.0	0.0	0.0	0.0	0.0
122.5°	0.0	0.0	0.0	0.0	0.0	0.0	0.0	0.0	0.0	0.0	0.0
125°	0.0	0.0	0.0	0.0	0.0	0.0	0.0	0.0	0.0	0.0	0.0
127.5°	0.0	0.0	0.0	0.0	0.0	0.0	0.0	0.0	0.0	0.0	0.0
130°	0.0	0.0	0.0	0.0	0.0	0.0	0.0	0.0	0.0	0.0	0.0
132.5°	0.0	0.0	0.0	0.0	0.0	0.0	0.0	0.0	0.0	0.0	0.0
135°	0.0	0.0	0.0	0.0	0.0	0.0	0.0	0.0	0.0	0.0	0.0
137.5°	0.0	0.0	0.0	0.0	0.0	0.0	0.0	0.0	0.0	0.0	0.0
140°	0.0	0.0	0.0	0.0	0.0	0.0	0.0	0.0	0.0	0.0	0.0
142.5°	0.0	0.0	0.0	0.0	0.0	0.0	0.0	0.0	0.0	0.0	0.0
145°	0.0	0.0	0.0	0.0	0.0	0.0	0.0	0.0	0.0	0.0	0.0
147.5°	0.0	0.0	0.0	0.0	0.0	0.0	0.0	0.0	0.0	0.0	0.0
150°	0.0	0.0	0.0	0.0	0.0	0.0	0.0	0.0	0.0	0.0	0.0
152.5°	0.0	0.0	0.0	0.0	0.0	0.0	0.0	0.0	0.0	0.0	0.0
155°	0.0	0.0	0.0	0.0	0.0	0.0	0.0	0.0	0.0	0.0	0.0
157.5°	0.0	0.0	0.0	0.0	0.0	0.0	0.0	0.0	0.0	0.0	0.0
160°	0.0	0.0	0.0	0.0	0.0	0.0	0.0	0.0	0.0	0.0	0.0
162.5°	0.0	0.0	0.0	0.0	0.0	0.0	0.0	0.0	0.0	0.0	0.0
165°	0.0	0.0	0.0	0.0	0.0	0.0	0.0	0.0	0.0	0.0	0.0
167.5°	0.0	0.0	0.0	0.0	0.0	0.0	0.0	0.0	0.0	0.0	0.0
170°	0.0	0.0	0.0	0.0	0.0	0.0	0.0	0.0	0.0	0.0	0.0
172.5°	0.0	0.0	0.0	0.0	0.0	0.0	0.0	0.0	0.0	0.0	0.0
175°	0.0	0.0	0.0	0.0	0.0	0.0	0.0	0.0	0.0	0.0	0.0
177.5°	0.0	0.0	0.0	0.0	0.0	0.0	0.0	0.0	0.0	0.0	0.0
180°	0.0	0.0	0.0	0.0	0.0	0.0	0.0	0.0	0.0	0.0	0.0



REPORT NUMBER: P226809

CATALOG NUMBER: ISW-AF-1200-LED-E1-SL2-7030

CANDELA DISTRIBUTION (continued):

	75°	76°	77°	78°	79°	80°	81°	82°	83°	84°	85°
0°	1240.2	1240.2	1240.2	1240.2	1240.2	1240.2	1240.2	1240.2	1240.2	1240.2	1240.2
2.5°	1232.2	1232.2	1234.0	1235.7	1236.6	1236.6	1236.6	1238.4	1239.3	1236.6	1239.3
5°	1217.2	1221.6	1225.1	1227.8	1228.7	1231.3	1234.0	1235.7	1238.4	1238.4	1240.2
7.5°	1196.8	1204.8	1209.2	1213.6	1218.0	1222.5	1227.8	1231.3	1233.1	1236.6	1239.3
10°	1171.1	1180.9	1189.7	1196.8	1203.0	1211.8	1218.9	1224.2	1232.2	1233.1	1239.3
12.5°	1143.7	1157.8	1164.9	1178.2	1187.1	1200.3	1207.4	1215.4	1224.2	1228.7	1235.7
15°	1124.2	1136.6	1149.9	1162.3	1176.4	1192.4	1201.2	1211.8	1224.2	1234.0	1242.8
17.5°	1109.2	1126.0	1141.0	1157.0	1174.7	1191.5	1204.8	1216.3	1232.2	1237.5	1246.4
20°	1104.7	1123.3	1138.4	1155.2	1173.8	1195.9	1211.8	1224.2	1240.2	1249.0	1257.0
22.5°	1103.0	1120.7	1138.4	1158.7	1179.1	1202.1	1218.9	1234.9	1250.8	1258.8	1265.0
25°	1101.2	1119.8	1139.3	1162.3	1184.4	1208.3	1227.8	1242.8	1257.9	1265.8	1271.2
27.5°	1101.2	1120.7	1141.9	1164.9	1188.8	1215.4	1234.0	1248.1	1261.4	1268.5	1270.3
30°	1100.3	1120.7	1141.0	1166.7	1192.4	1219.8	1240.2	1253.4	1265.0	1269.4	1267.6
32.5°	1102.1	1123.3	1145.5	1171.1	1197.7	1224.2	1245.5	1260.5	1266.7	1265.8	1265.0
35°	1110.9	1130.4	1156.1	1181.7	1209.2	1234.0	1254.3	1265.0	1270.3	1268.5	1264.1
37.5°	1134.8	1154.3	1180.0	1208.3	1229.5	1257.9	1276.5	1284.4	1285.3	1280.0	1269.4
40°	1184.4	1203.9	1226.9	1257.9	1283.5	1303.0	1320.7	1329.6	1324.3	1314.5	1303.0
42.5°	1263.2	1288.0	1315.4	1340.2	1370.3	1396.9	1401.3	1406.6	1397.7	1379.1	1365.0
45°	1389.8	1404.8	1440.2	1458.8	1497.8	1511.0	1520.8	1523.4	1504.0	1488.9	1464.1
47.5°	1572.1	1601.3	1626.1	1643.8	1672.2	1689.9	1709.3	1700.5	1685.4	1659.8	1627.0
50°	1858.9	1877.5	1909.4	1941.3	1971.3	1983.7	1983.7	1974.9	1965.2	1915.6	1875.7
52.5°	2211.2	2213.0	2259.0	2297.1	2322.8	2304.2	2326.3	2304.2	2298.0	2263.5	2230.7
55°	2619.3	2602.5	2658.3	2691.9	2714.9	2737.1	2732.6	2730.0	2707.0	2668.0	2628.2
57.5°	3007.0	3055.7	3082.3	3131.9	3143.4	3158.4	3152.2	3143.4	3130.1	3108.0	3090.2
60°	3566.5	3599.2	3623.1	3632.9	3665.6	3670.1	3692.2	3655.9	3664.7	3639.1	3583.3
62.5°	4327.8	4292.4	4310.9	4310.9	4301.2	4266.7	4285.3	4299.4	4275.5	4254.3	4245.4
65°	5180.2	5066.0	4956.3	4937.7	4887.2	4875.7	4861.5	4826.1	4811.1	4773.9	4743.8
66°	5435.2	5258.1	5154.5	5090.8	5029.7	5016.5	4997.0	4959.8	4929.7	4877.5	4827.0
67.5°	5721.1	5492.7	5336.9	5246.6	5171.4	5121.8	5082.8	5029.7	4981.9	4904.0	4823.5
70°	5702.5	5513.9	5326.3	5189.1	5075.8	4974.0	4913.8	4799.6	4702.2	4590.7	4498.6
72.5°	4791.6	4758.0	4649.1	4572.1	4433.1	4379.1	4219.8	4147.2	4012.6	3868.3	3824.1
75°	3331.0	3199.1	3143.4	3112.4	3051.3	2883.1	2773.3	2797.2	2639.7	2498.9	2418.4
77.5°	1456.2	1482.7	1328.7	1259.6	1206.5	1115.4	1030.4	972.0	938.3	916.2	816.2
80°	402.8	351.4	347.0	322.2	316.9	282.4	286.8	262.0	245.2	241.7	233.7
82.5°	176.2	172.6	167.3	164.6	162.0	158.5	154.0	153.1	147.8	143.4	144.3
85°	116.8	116.0	113.3	110.7	106.2	100.0	95.6	92.1	92.9	88.5	87.6
87.5°	68.2	66.4	65.5	62.0	61.1	55.8	56.7	52.2	51.3	50.5	47.8
90°	9.7	10.6	13.3	12.4	8.9	16.8	14.2	12.4	13.3	10.6	10.6
92.5°	0.0	0.0	0.0	0.0	0.0	0.0	0.0	0.0	0.0	0.0	0.0
95°	0.0	0.0	0.0	0.0	0.0	0.0	0.0	0.0	0.0	0.0	0.0
97.5°	0.0	0.0	0.0	0.0	0.0	0.0	0.0	0.0	0.0	0.0	0.0
100°	0.0	0.0	0.0	0.0	0.0	0.0	0.0	0.0	0.0	0.0	0.0
102.5°	0.0	0.0	0.0	0.0	0.0	0.0	0.0	0.0	0.0	0.0	0.0
105°	0.0	0.0	0.0	0.0	0.0	0.0	0.0	0.0	0.0	0.0	0.0
107.5°	0.0	0.0	0.0	0.0	0.0	0.0	0.0	0.0	0.0	0.0	0.0



REPORT NUMBER: P226809
 CATALOG NUMBER: ISW-AF-1200-LED-E1-SL2-7030

REPORT N
 CATALOG

CANDELA DISTRIBUTION (continued):

CANDELA

	75°	76°	77°	78°	79°	80°	81°	82°	83°	84°	85°	
110°	0.0	0.0	0.0	0.0	0.0	0.0	0.0	0.0	0.0	0.0	0.0	0°
112.5°	0.0	0.0	0.0	0.0	0.0	0.0	0.0	0.0	0.0	0.0	0.0	2.5°
115°	0.0	0.0	0.0	0.0	0.0	0.0	0.0	0.0	0.0	0.0	0.0	5°
117.5°	0.0	0.0	0.0	0.0	0.0	0.0	0.0	0.0	0.0	0.0	0.0	7.5°
120°	0.0	0.0	0.0	0.0	0.0	0.0	0.0	0.0	0.0	0.0	0.0	10°
122.5°	0.0	0.0	0.0	0.0	0.0	0.0	0.0	0.0	0.0	0.0	0.0	12.5°
125°	0.0	0.0	0.0	0.0	0.0	0.0	0.0	0.0	0.0	0.0	0.0	15°
127.5°	0.0	0.0	0.0	0.0	0.0	0.0	0.0	0.0	0.0	0.0	0.0	17.5°
130°	0.0	0.0	0.0	0.0	0.0	0.0	0.0	0.0	0.0	0.0	0.0	20°
132.5°	0.0	0.0	0.0	0.0	0.0	0.0	0.0	0.0	0.0	0.0	0.0	22.5°
135°	0.0	0.0	0.0	0.0	0.0	0.0	0.0	0.0	0.0	0.0	0.0	25°
137.5°	0.0	0.0	0.0	0.0	0.0	0.0	0.0	0.0	0.0	0.0	0.0	27.5°
140°	0.0	0.0	0.0	0.0	0.0	0.0	0.0	0.0	0.0	0.0	0.0	30°
142.5°	0.0	0.0	0.0	0.0	0.0	0.0	0.0	0.0	0.0	0.0	0.0	32.5°
145°	0.0	0.0	0.0	0.0	0.0	0.0	0.0	0.0	0.0	0.0	0.0	35°
147.5°	0.0	0.0	0.0	0.0	0.0	0.0	0.0	0.0	0.0	0.0	0.0	37.5°
150°	0.0	0.0	0.0	0.0	0.0	0.0	0.0	0.0	0.0	0.0	0.0	40°
152.5°	0.0	0.0	0.0	0.0	0.0	0.0	0.0	0.0	0.0	0.0	0.0	42.5°
155°	0.0	0.0	0.0	0.0	0.0	0.0	0.0	0.0	0.0	0.0	0.0	45°
157.5°	0.0	0.0	0.0	0.0	0.0	0.0	0.0	0.0	0.0	0.0	0.0	47.5°
160°	0.0	0.0	0.0	0.0	0.0	0.0	0.0	0.0	0.0	0.0	0.0	50°
162.5°	0.0	0.0	0.0	0.0	0.0	0.0	0.0	0.0	0.0	0.0	0.0	52.5°
165°	0.0	0.0	0.0	0.0	0.0	0.0	0.0	0.0	0.0	0.0	0.0	55°
167.5°	0.0	0.0	0.0	0.0	0.0	0.0	0.0	0.0	0.0	0.0	0.0	57.5°
170°	0.0	0.0	0.0	0.0	0.0	0.0	0.0	0.0	0.0	0.0	0.0	60°
172.5°	0.0	0.0	0.0	0.0	0.0	0.0	0.0	0.0	0.0	0.0	0.0	62.5°
175°	0.0	0.0	0.0	0.0	0.0	0.0	0.0	0.0	0.0	0.0	0.0	65°
177.5°	0.0	0.0	0.0	0.0	0.0	0.0	0.0	0.0	0.0	0.0	0.0	66°
180°	0.0	0.0	0.0	0.0	0.0	0.0	0.0	0.0	0.0	0.0	0.0	67.5°
												70°
												72.5°
												75°
												77.5°
												80°
												82.5°
												85°
												87.5°
												90°
												92.5°
												95°
												97.5°
												100°
												102.5°
												105°
												107.5°

NUMBER: P226809
 NUMBER: ISW-AF-1200-LED-E1-SL2-7030

REPORT NUMBER: P
 CATALOG NUMBER:

DISTRIBUTION (continued):

CANDELA DISTRIBUTION

86°	87°	88°	89°	90°	95°	105°	115°	125°	135°	145°	110°	86°
1240.2	1240.2	1240.2	1240.2	1240.2	1240.2	1240.2	1240.2	1240.2	1240.2	1240.2	110°	0.0
1241.9	1243.7	1244.6	1243.7	1245.5	1244.6	1245.5	1244.6	1240.2	1239.3	1238.4	112.5°	0.0
1243.7	1247.3	1248.1	1249.0	1247.3	1249.0	1245.5	1231.3	1215.4	1197.7	1183.5	115°	0.0
1245.5	1249.9	1252.6	1252.6	1253.4	1251.7	1238.4	1207.4	1170.2	1133.1	1104.7	117.5°	0.0
1244.6	1250.8	1253.4	1254.3	1254.3	1250.8	1218.9	1169.4	1112.7	1056.0	998.5	120°	0.0
1241.9	1247.3	1251.7	1251.7	1252.6	1240.2	1190.6	1119.8	1039.2	954.2	877.2	122.5°	0.0
1247.3	1252.6	1252.6	1252.6	1251.7	1230.4	1160.5	1057.8	949.8	834.7	720.6	125°	0.0
1255.2	1257.9	1256.1	1256.1	1252.6	1220.7	1126.9	996.7	855.1	702.9	543.5	127.5°	0.0
1262.3	1264.1	1263.2	1258.8	1254.3	1210.1	1092.3	932.1	741.8	543.5	385.1	130°	0.0
1269.4	1271.2	1266.7	1259.6	1253.4	1195.9	1050.7	849.8	613.4	371.8	254.9	132.5°	0.0
1270.3	1272.0	1264.1	1254.3	1245.5	1174.7	1000.3	762.2	472.7	240.8	199.2	135°	0.0
1269.4	1267.6	1254.3	1241.9	1232.2	1149.0	944.5	653.3	315.1	181.5	173.5	137.5°	0.0
1263.2	1255.2	1244.6	1230.4	1216.3	1120.7	888.7	532.0	199.2	157.6	157.6	140°	0.0
1254.3	1246.4	1233.1	1214.5	1198.6	1093.2	825.0	408.1	159.3	145.2	146.9	142.5°	0.0
1250.8	1241.9	1222.5	1203.0	1182.6	1068.4	757.7	274.4	143.4	137.2	138.1	145°	0.0
1257.9	1242.8	1223.4	1201.2	1177.3	1047.2	687.8	191.2	135.4	128.4	130.1	147.5°	0.0
1281.8	1267.6	1244.6	1216.3	1190.6	1034.8	613.4	158.5	127.5	121.3	121.3	150°	0.0
1339.3	1320.7	1289.7	1256.1	1225.1	1042.8	547.1	144.3	121.3	115.1	115.1	152.5°	0.0
1432.3	1410.1	1373.8	1335.8	1295.1	1081.7	471.8	139.0	116.8	108.0	106.2	155°	0.0
1591.6	1562.4	1514.6	1469.4	1420.8	1149.0	395.7	135.4	111.5	103.6	100.0	157.5°	0.0
1842.1	1798.7	1742.1	1682.8	1623.5	1272.0	335.5	131.9	108.0	100.0	96.5	160°	0.0
2164.3	2135.1	2064.3	1986.4	1915.6	1517.2	301.0	129.2	105.3	95.6	92.9	162.5°	0.0
2575.1	2527.3	2471.5	2401.6	2317.5	1835.0	297.4	128.4	102.7	92.1	90.3	165°	0.0
3008.8	2990.2	2895.5	2852.1	2761.0	2258.2	362.0	130.1	100.9	89.4	86.7	167.5°	0.0
3503.6	3510.7	3422.2	3374.4	3299.2	2794.6	576.3	135.4	100.9	86.7	84.1	170°	0.0
4150.7	4162.2	4057.8	4001.1	3937.4	3395.6	905.6	144.3	103.6	84.1	81.4	172.5°	0.0
4681.0	4619.0	4551.7	4452.6	4372.0	3731.1	871.9	160.2	107.1	81.4	78.8	175°	0.0
4735.8	4691.6	4606.6	4499.5	4401.2	3732.9	761.3	165.5	108.0	80.6	77.9	177.5°	0.0
4728.8	4650.0	4553.5	4463.2	4366.7	3637.3	588.7	172.6	110.7	78.8	76.1	180°	0.0
4401.2	4290.6	4196.8	4071.9	3971.0	3254.9	362.0	171.7	107.1	73.5	71.7		
3629.3	3572.7	3461.1	3361.1	3255.8	2634.4	247.9	153.1	94.7	66.4	67.3		
2347.6	2282.9	2169.6	2113.0	2053.7	1685.4	193.0	124.8	80.6	59.3	62.0		
783.4	757.7	716.1	739.1	704.6	656.8	141.6	94.7	64.6	51.3	54.9		
234.6	229.3	237.2	223.1	236.3	200.1	92.9	66.4	49.6	44.3	48.7		
139.0	137.2	137.2	137.2	133.7	124.8	61.1	46.0	38.1	37.2	40.7		
85.0	83.2	84.1	83.2	85.0	76.1	41.6	31.9	28.3	27.4	32.8		
48.7	48.7	49.6	47.8	48.7	46.9	29.2	20.4	18.6	17.7	23.9		
11.5	11.5	8.9	8.0	8.9	12.4	8.0	6.2	5.3	4.4	8.0		
0.0	0.0	0.0	0.0	0.0	0.0	0.0	0.0	0.0	0.0	0.0		
0.0	0.0	0.0	0.0	0.0	0.0	0.0	0.0	0.0	0.0	0.0		
0.0	0.0	0.0	0.0	0.0	0.0	0.0	0.0	0.0	0.0	0.0		
0.0	0.0	0.0	0.0	0.0	0.0	0.0	0.0	0.0	0.0	0.0		
0.0	0.0	0.0	0.0	0.0	0.0	0.0	0.0	0.0	0.0	0.0		
0.0	0.0	0.0	0.0	0.0	0.0	0.0	0.0	0.0	0.0	0.0		
0.0	0.0	0.0	0.0	0.0	0.0	0.0	0.0	0.0	0.0	0.0		
0.0	0.0	0.0	0.0	0.0	0.0	0.0	0.0	0.0	0.0	0.0		
0.0	0.0	0.0	0.0	0.0	0.0	0.0	0.0	0.0	0.0	0.0		

'226809
 ISW-AF-1200-LED-E1-SL2-7030

REPORT NUMBER: P226809
 CATALOG NUMBER: ISW-AF-1:

TION (continued):

CANDELA DISTRIBUTION (con

87°	88°	89°	90°	95°	105°	115°	125°	135°	145°		155°	165°
0.0	0.0	0.0	0.0	0.0	0.0	0.0	0.0	0.0	0.0	0°	1240.2	1240.2
0.0	0.0	0.0	0.0	0.0	0.0	0.0	0.0	0.0	0.0	2.5°	1231.3	1225.1
0.0	0.0	0.0	0.0	0.0	0.0	0.0	0.0	0.0	0.0	5°	1161.4	1144.6
0.0	0.0	0.0	0.0	0.0	0.0	0.0	0.0	0.0	0.0	7.5°	1060.5	1041.0
0.0	0.0	0.0	0.0	0.0	0.0	0.0	0.0	0.0	0.0	10°	945.4	916.2
0.0	0.0	0.0	0.0	0.0	0.0	0.0	0.0	0.0	0.0	12.5°	798.5	740.9
0.0	0.0	0.0	0.0	0.0	0.0	0.0	0.0	0.0	0.0	15°	628.5	551.5
0.0	0.0	0.0	0.0	0.0	0.0	0.0	0.0	0.0	0.0	17.5°	432.9	370.9
0.0	0.0	0.0	0.0	0.0	0.0	0.0	0.0	0.0	0.0	20°	303.6	280.6
0.0	0.0	0.0	0.0	0.0	0.0	0.0	0.0	0.0	0.0	22.5°	234.6	235.5
0.0	0.0	0.0	0.0	0.0	0.0	0.0	0.0	0.0	0.0	25°	194.7	203.6
0.0	0.0	0.0	0.0	0.0	0.0	0.0	0.0	0.0	0.0	27.5°	171.7	180.6
0.0	0.0	0.0	0.0	0.0	0.0	0.0	0.0	0.0	0.0	30°	157.6	165.5
0.0	0.0	0.0	0.0	0.0	0.0	0.0	0.0	0.0	0.0	32.5°	147.8	151.4
0.0	0.0	0.0	0.0	0.0	0.0	0.0	0.0	0.0	0.0	35°	136.3	138.1
0.0	0.0	0.0	0.0	0.0	0.0	0.0	0.0	0.0	0.0	37.5°	126.6	126.6
0.0	0.0	0.0	0.0	0.0	0.0	0.0	0.0	0.0	0.0	40°	117.7	116.8
0.0	0.0	0.0	0.0	0.0	0.0	0.0	0.0	0.0	0.0	42.5°	109.8	108.9
0.0	0.0	0.0	0.0	0.0	0.0	0.0	0.0	0.0	0.0	45°	101.8	102.7
0.0	0.0	0.0	0.0	0.0	0.0	0.0	0.0	0.0	0.0	47.5°	97.4	98.3
0.0	0.0	0.0	0.0	0.0	0.0	0.0	0.0	0.0	0.0	50°	92.9	93.8
0.0	0.0	0.0	0.0	0.0	0.0	0.0	0.0	0.0	0.0	52.5°	89.4	89.4
0.0	0.0	0.0	0.0	0.0	0.0	0.0	0.0	0.0	0.0	55°	85.9	85.0
0.0	0.0	0.0	0.0	0.0	0.0	0.0	0.0	0.0	0.0	57.5°	83.2	81.4
0.0	0.0	0.0	0.0	0.0	0.0	0.0	0.0	0.0	0.0	60°	80.6	78.8
0.0	0.0	0.0	0.0	0.0	0.0	0.0	0.0	0.0	0.0	62.5°	78.8	76.1
0.0	0.0	0.0	0.0	0.0	0.0	0.0	0.0	0.0	0.0	65°	77.0	75.2
0.0	0.0	0.0	0.0	0.0	0.0	0.0	0.0	0.0	0.0	66°	76.1	74.4
0.0	0.0	0.0	0.0	0.0	0.0	0.0	0.0	0.0	0.0	67.5°	75.2	73.5
										70°	71.7	69.9
										72.5°	66.4	65.5
										75°	61.1	59.3
										77.5°	54.0	53.1
										80°	46.0	45.1
										82.5°	38.9	37.2
										85°	31.0	29.2
										87.5°	21.2	19.5
										90°	5.3	6.2
										92.5°	0.0	0.0
										95°	0.0	0.0
										97.5°	0.0	0.0
										100°	0.0	0.0
										102.5°	0.0	0.0
										105°	0.0	0.0
										107.5°	0.0	0.0



REPORT NUMBER: P226809

CATALOG NUMBER: ISW-AF-1200-LED-E:

200-LED-E1-SL2-7030

tinued):

175°	180°
1240.2	1240.2
1219.8	1227.8
1139.3	1136.6
1025.1	1026.0
887.0	888.7
708.2	697.5
507.2	511.6
353.2	352.3
283.3	285.0
242.5	242.5
216.0	216.0
190.3	191.2
172.6	174.4
156.7	157.6
140.7	141.6
127.5	127.5
118.6	119.5
112.4	112.4
106.2	106.2
100.9	102.7
95.6	96.5
90.3	91.2
85.0	85.0
80.6	80.6
77.0	76.1
74.4	72.6
71.7	70.8
70.8	69.9
69.9	69.0
68.2	67.3
65.5	64.6
60.2	58.4
54.9	53.1
50.5	47.8
42.5	40.7
31.0	29.2
18.6	18.6
4.4	4.4
0.0	0.0
0.0	0.0
0.0	0.0
0.0	0.0
0.0	0.0
0.0	0.0
0.0	0.0
0.0	0.0

CANDELA DISTRIBUTION (continued):

	155°	165°	175°
110°	0.0	0.0	0.0
112.5°	0.0	0.0	0.0
115°	0.0	0.0	0.0
117.5°	0.0	0.0	0.0
120°	0.0	0.0	0.0
122.5°	0.0	0.0	0.0
125°	0.0	0.0	0.0
127.5°	0.0	0.0	0.0
130°	0.0	0.0	0.0
132.5°	0.0	0.0	0.0
135°	0.0	0.0	0.0
137.5°	0.0	0.0	0.0
140°	0.0	0.0	0.0
142.5°	0.0	0.0	0.0
145°	0.0	0.0	0.0
147.5°	0.0	0.0	0.0
150°	0.0	0.0	0.0
152.5°	0.0	0.0	0.0
155°	0.0	0.0	0.0
157.5°	0.0	0.0	0.0
160°	0.0	0.0	0.0
162.5°	0.0	0.0	0.0
165°	0.0	0.0	0.0
167.5°	0.0	0.0	0.0
170°	0.0	0.0	0.0
172.5°	0.0	0.0	0.0
175°	0.0	0.0	0.0
177.5°	0.0	0.0	0.0
180°	0.0	0.0	0.0

